9M 2026 key figures & update presentation

Peter Höfinger, Deputy CEO
Liane Hirner, CFRO

Vienna, 26 November 2026



Agenda

- Highlights
- 9M 2026 key figures
- Appendix

Please note that rounding differences may occur
Gross written premiums are not part of IFRS 17/9 reporting
9M 2026 key figures excl. Nürnberger

Highlights

Towards the end of 2026, VIG continues to expand

M&A activities from Q3 & Q4

- **Türkiye**: VIG expands its presence in Türkiye through acquisition of health insurer *Demir* (Nov 2026)
  - *Demir Sağlık ve Hayat Sigorta* is a specialised health insurer with over 30 years of experience, and a network of more than 1,800 healthcare facilities, currently employing around 100 people, with the gross written premiums totaling to € 32.1mn in 2025
  - The acquisition strengthens VIG's position in the rapidly growing health insurance segment, broadens the product portfolio and supports entering the health tourism market
  - It supports further profitable growth and diversification in Türkiye, complementing VIG's existing operations through *Ray Sigorta* and *Viennalife*
- **Ukraine**: VIG strengthens reinsurance capacity for war-related risks (Oct 2026)
  - *USG* joined the *Ukraine Recovery and Reconstruction Guarantee Facility*, established by *Aon* and the *European Bank for Reconstruction and Development*, providing additional reinsurance capacity for war-related risks and supporting the continued availability of insurance protection for Ukrainian businesses
  - The facility increased from € 110mn to € 150mn, supporting business continuity, economic resilience and reconstruction in Ukraine
- **Austria**: strategic investment in *Dolphin Technologies* & expanding telematics offering in CEE (Sep 2026)
  - VIG acquired a 25% stake in *Dolphin Technologies*, strengthening strategic partnership in AI-powered telematics
  - Telematics solutions are already deployed in 7 VIG markets, supporting safer driving, enhanced risk management and further digital innovation across CEE

Key figures for the first three quarters 2026

VIG on track to deliver the increased PBT target for 2026

Insurance service revenue

€ 10,376.2mn

- + 6.6%
- 9M 2025: € 9,730.3mn

Profit before taxes

€ 1,007.3mn

- + 15.4%
- 9M 2025: € 872.8mn

P&C net combined ratio

92.0%

- - 0.1%p
- Claims ratio: 61.8% | Cost ratio: 30.2%
- 9M 2025: 92.1%

Solvency II ratio

276%

- Own funds: € 13,565mn | SCR: € 4,914mn
- Solvency ratio excl. transitionals: 262%
- **incl. Nürnberger** (simplified method)

CEE markets offer attractive growth prospects

Euro area



- On the insurance market, Non-life growth is supported by claims inflation and rising protection demand, while higher investment yields underpin Life insurance, amid subdued economic growth and moderating interest rates

	2026f	2027f	2028f
Real GDP growth (yoy)	1.1%	1.3%	1.5%
Headline Inflation (yoy)	3.1%	2.8%	2.2%

Austria



- Austrian insurance market remains mature and stable, growing at 3.4% in H1 2026, supported by strong capitalization and solid premium growth in P&C and health insurance, despite geopolitical uncertainty, inflationary pressures, climate risks and accelerating digitalization

	2026f	2027f	2028f
Real GDP growth (yoy)	0.6%	0.9%	1.2%
Headline Inflation (yoy)	3.1%	3.3%	2.1%

Czechia



- Czech insurance market is characterised by two large insurance groups (~55% market share) and several mid-/small-sized players; with a premium growth reaching 6.9% in H1 2026, and accelerating digitalization since the pandemic

	2026f	2027f	2028f
Real GDP growth (yoy)	1.8%	1.9%	2.2%
Headline Inflation (yoy)	2.1%	2.8%	2.7%

Poland



- Polish insurance market grew by 5.8% in 2025 and 6.6% in H1 2026, supported by rising protection needs, higher claims costs and increasing household wealth; thus outpacing the country's nominal GDP growth of +3.7%, that ranked among the highest in Europe

	2026f	2027f	2028f
Real GDP growth (yoy)	3.4%	2.5%	2.5%
Headline Inflation (yoy)	3.2%	2.8%	3.9%

Hungary



- Hungarian insurance market remains impacted by the extra profit tax introduced in July 2022 and extended annually through 2026, leading to a growth of 2.6% in H1 2026; in 2025, both VIG Hungarian companies fully utilized available tax reductions through government bond investments

	2026f	2027f	2028f
Real GDP growth (yoy)	1.9%	2.1%	2.3%
Headline Inflation (yoy)	1.9%	2.8%	3.0%

Romania



- Romanian GDP growth slowed to 0.7% in 2025; the budget deficit remains high (7.7% of GDP), while fiscal consolidation needs and prolonged political uncertainty weigh on economic stability; however, the insurance market grew by 10% in 2025, accelerating to 15.5% in H1 2026

	2026f	2027f	2028f
Real GDP growth (yoy)	-0.5%	2.2%	2.5%
Headline Inflation (yoy)	8.2%	4.1%	4.3%

Source: VIG | IMF *Regional Economic Outlook: Europe* (Oct 2026) | OECD *Global Insurance Market Trends 2026* (Nov 2026) | Swiss Re Institute *Europe Insurance Outlook 2026* (Jul 2026) | AT: VVO, Statistic Austria, WKO-Statistic | CZ: ČAP | PL: Polish Financial Supervision Authority | HU: MABISZ (Hungarian Insurance Association), MNB (Magyar Nemzeti Bank) | RO: National Institute of Statistics, National Commission for Strategy and Prognosis, ASF

Nürnberger

Consolidation process of the largest acquisition in VIG's history

Latest milestones

- In November 2026, the EGM resolved on the squeeze-out of Nürnberger's minority shareholders against the payment of an appropriate cash compensation of € 120 per share, payable by VIG – to date, VIG holds ~99.29% of the Nürnberger's shares
- Upon registration of the squeeze-out with Nürnberger's commercial register, the shares of Nürnberger will be delisted from the stock exchange
- Simplification of Nürnberger's corporate structure through the merger of GARANTA Versicherungs-AG and NÜRNBERGER Beamten Allgemeine Versicherung AG into NÜRNBERGER Allgemeine Versicherung AG
- Continued implementation of Nürnberger's existing transformation and efficiency programmes

Nürnberger's consolidation

- Nürnberger's transition to IFRS 17/9 with the first consolidation as of 1 July 2026
- Key differences from the transition to IFRS 17/9 on Nürnberger's books include, among others, inclusion of the pension obligation on balance, recognition of IT transformation costs in insurance service costs, assets and liabilities all at fair value in the opening balance sheet, employing all 3 measurement models (PAA, GMM and VFA) for insurance contracts
- First time inclusion of Nürnberger's contribution with the VIG's preliminary FY 2026 results on 10 March 2027 – retrospectively for the second half of 2026
- evolve^{28} mid-term targets including Nürnberger to be updated in December 2026

Agenda

- Highlights
- 9M 2026 key figures
- Appendix

Please note that rounding differences may occur
Gross written premiums are not part of IFRS 17/9 reporting
9M 2026 key figures excl. Nürnberger

Premiums growth of 5.3% to € 13.1bn

Gross written premiums by segments; 9M 2026 (€ mn)

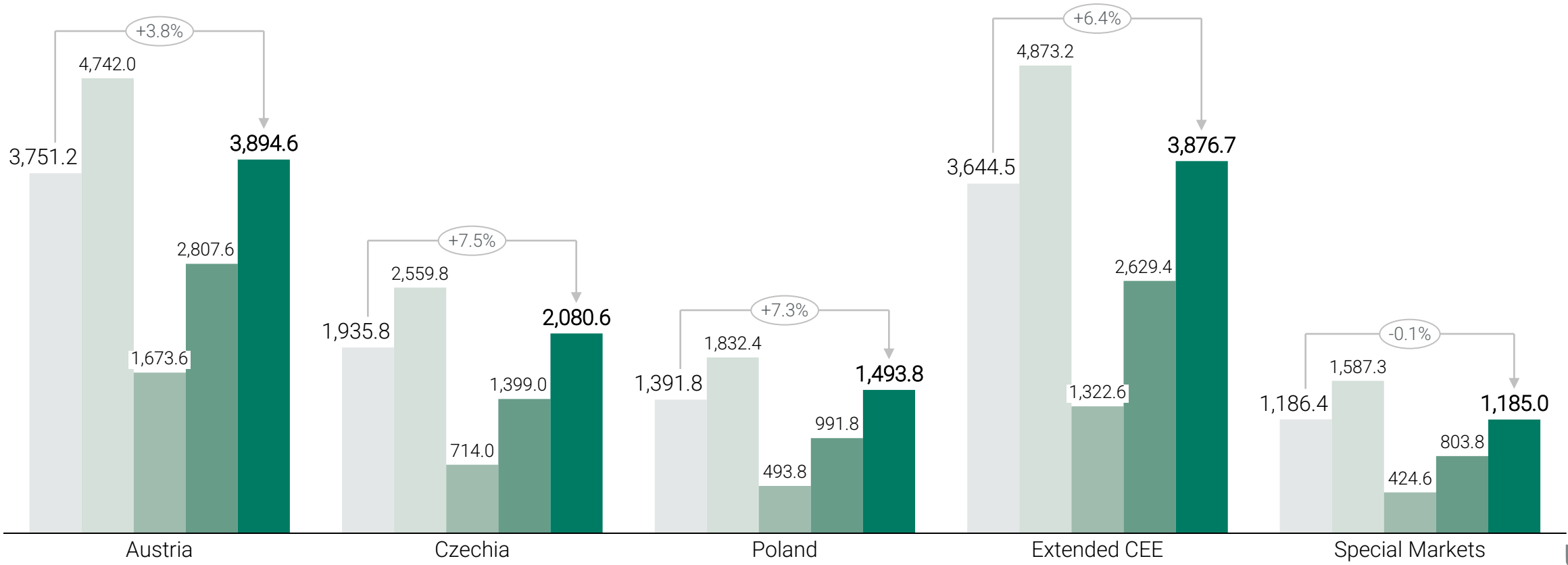

Gross written premiums are not part of IFRS 17/9 reporting
Group Functions: € 2,586.3mn (9M 2025: € 2,478.0mn) +4.4% | Consolidation: € -1,992.9mn (9M 2025: € -1,924.4mn) +3.6%

9M 2025 12M 2025 3M 2026 6M 2026 9M 2026

Revenue increase of 6.6% to € 10.4bn

Insurance service revenue by segments; 9M 2026 (€ mn)

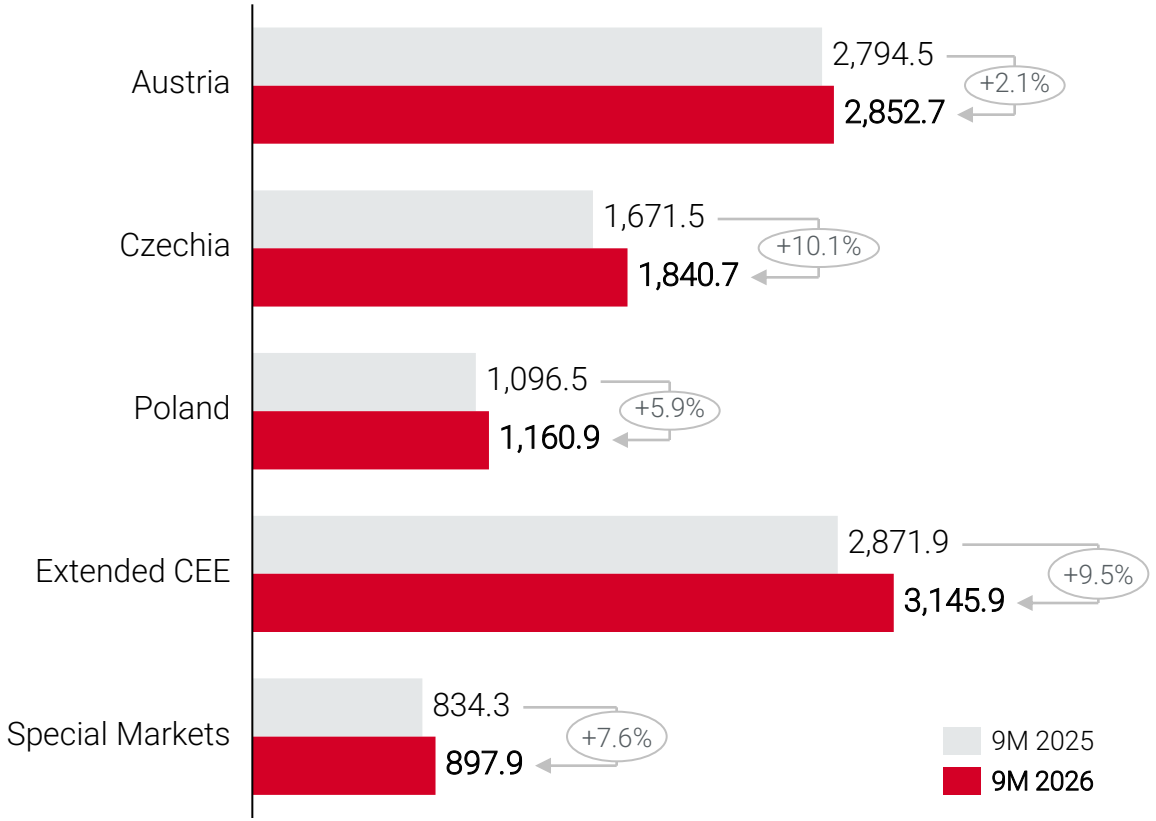

- **Austria**: Insurance service revenue grew by € 58.2mn driven by non-life and health insurance
- **Czechia**: Strong revenue growth of € 169.2mn based on the positive performance of the motor, other property, and life insurance
- **Poland**: Revenue increase by € 64.4mn driven by sustained growth in other property, motor third-party liability insurance, as well as life without profit participation
- **Extended CEE**: Revenue up by € 274.0mn largely due to the strong performances in Hungary, Slovakia, Romania, Baltics, Bulgaria, Ukraine, Croatia, and Serbia; with particularly solid growth in other property, motor, and life without profit participation insurance
- **Special Markets**: Robust increase of € 63.6mn primarily attributable to the positive development in Türkiye, primarily driven by the life business

Group Functions: € 1,372.2mn (9M 2025: € 1,300.5mn) +5.5% | Consolidation: € -894.1mn (9M 2025: € -839.0mn) +6.6%

Solid growth across all lines of business

Insurance service revenue by lines of business, incl. Group Functions; 9M 2026 (€ mn)

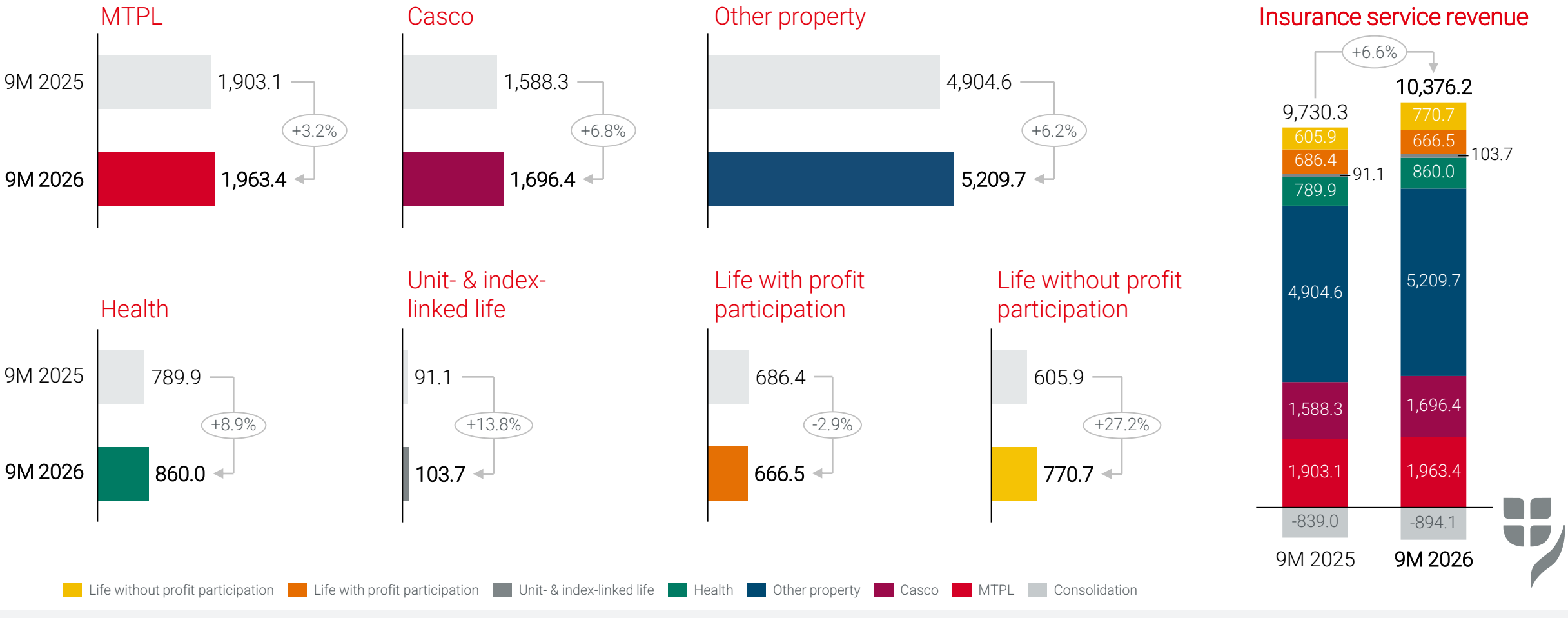

Executive summary & outlook

Sound performance at first three quarters of 2026

Profit before taxes guidance for FY 2026 raised in October 2026

- At nine months 2026, VIG reported:
  - Positive gross written premiums development, with Czechia (+7.5%), Poland (+7.3%), and Extended CEE (+6.4%) outperforming VIG's overall premium growth of 5.3%
  - Sound insurance service revenue (+6.6%) growth across all segments, with biggest contributions from Czechia (+10.1%) and Extended CEE (+9.5%)
  - Slightly improved COR by 0.1%p, despite higher weather-related claims of ~€ 203mn (net) in 9M 2026 compared to ~€ 160mn (net) in 9M 2025
  - Strong profit before taxes (+15.4%) increase, mainly driven by Extended CEE, Special Markets, and Austria

- Based on the positive business performance exceeding expectations to date and an initial assessment of the Nürnberger's contribution to 2026 profits, **VIG management raised the guidance for profit before taxes to a range of € 1.35 – 1.40 billion for the financial year 2026** (incl. Nürnberger)

The outlook contains forward-looking statements that concern future developments in Vienna Insurance Group (VIG). These statements are based on current assumptions and forecasts made by the management. Changes in general economic developments, future market conditions, capital markets and other circumstances could result in actual events or results differing significantly from these forward-looking statements.

Agenda

- Highlights
- 9M 2026 key figures
- Appendix

Please note that rounding differences may occur
Gross written premiums are not part of IFRS 17/9 reporting

VIG share (I)

Number of common shares: 128,000,000 | ISIN: AT0000908504

General information

Listings	Ticker	Major indices
Vienna	Stock Exchanges: VIG	ATX
Prague	Bloomberg: VIG AV / VIG CP / VIG XH	ATX Prime
Budapest	Reuters: VIGR.VI / VIGR.PR / VIGR.H	PX

VIG compared to ATX and Stoxx Europe 600 Ins.

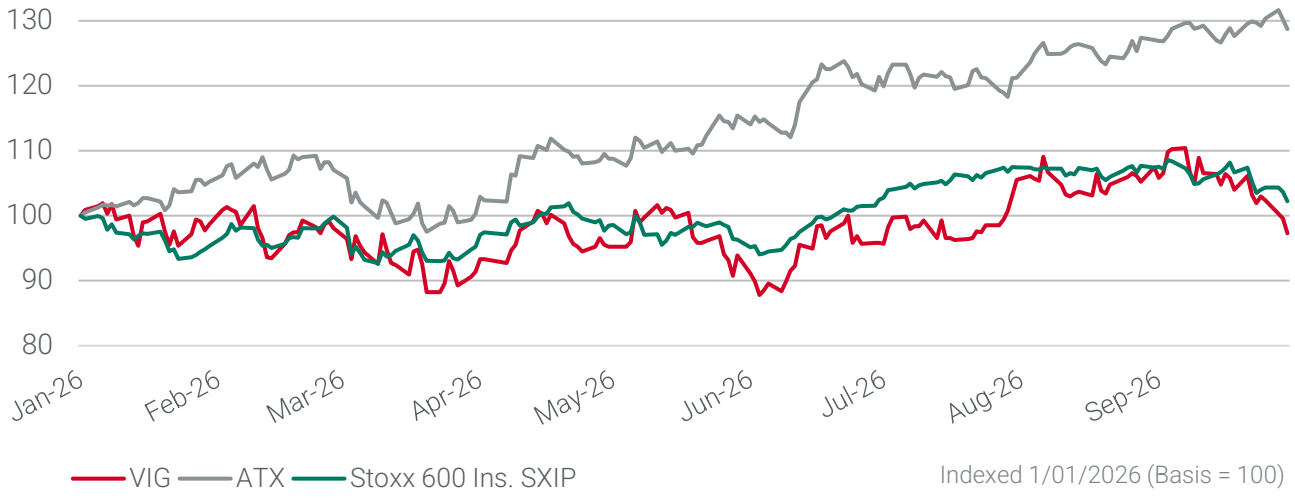

Indexed 1/01/2026 (Basis = 100)

Analyst recommendations (as of Nov 2026)



Share price development 9M 2026

High	EUR	74.20
Low	EUR	59.00
Price as of Sep 2026	EUR	65.40
Market capitalisation	EUR	8.37bn
Ø no. of shares traded by day	Unit	~49,000
Share performance (excl. dividends)	%	-2.7%

VIG share (II)

Shareholder structure

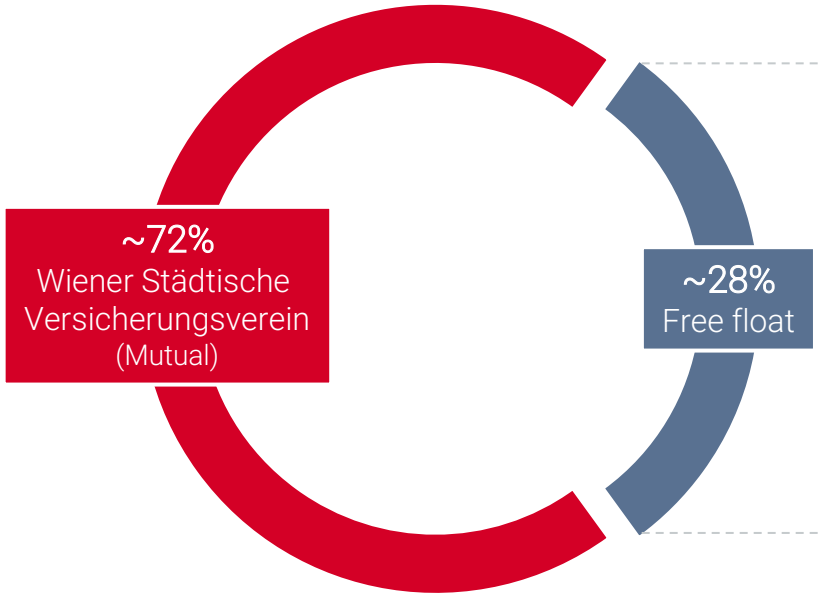

Free float split by region[1]

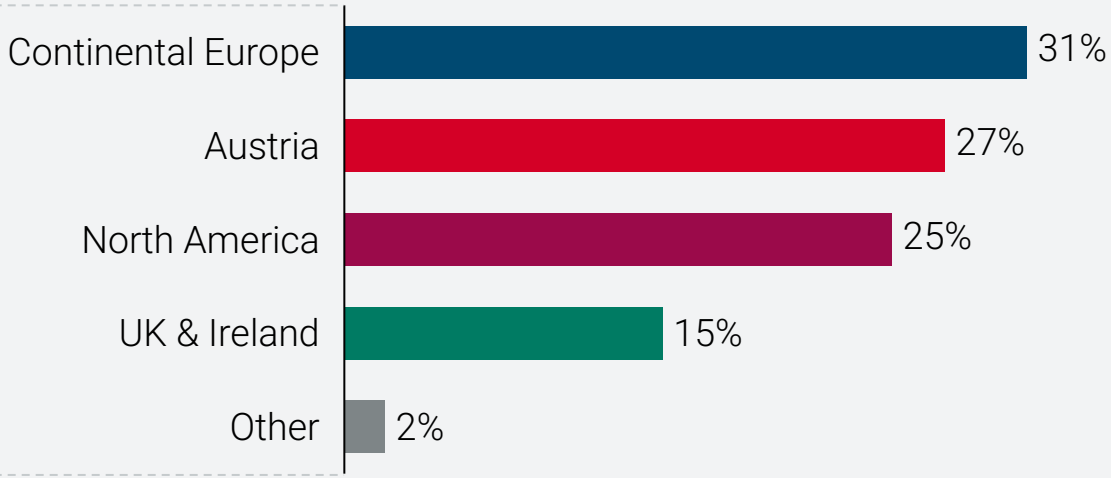

[1] Split of identified shares (Source: S&P Global, May 2026)


Albania
SIGMA
INTERSIG
VIENNA LIFE
Austria
VIG
WIENER STÄDTISCHE
donau
Belarus
КУПАЛА
Bosnia-Herzegovina
WIENER OSIGURANJE
vienna osiguranje
Bulgaria
BULSTRAD
Life BULSTRAD
DOVERIE
Croatia
WIENER OSIGURANJE
Czechia
Kooperativa
ČPP
VIG Re
Denmark
VIG
Estonia
bta
COMPENSA
Seesam
Finland
VIG
Georgia
GPI
Irao
Germany
NÜRNBERGER
InterRisk
VIG Re
Hungary
UNION
ALFA
Kosovo
SIGMA
Latvia
bta
COMPENSA
Liechtenstein
VIENNA-LIFE
Lithuania
bta
COMPENSA
Moldova
DONARIS
MOLDASIG
Montenegro
Život WIENER STÄDTISCHE
WIENER STÄDTISCHE
North Macedonia
Life WINNER
МАКЕДОНИЈА ОСИГУРУВАЊЕ
Norway
VIG
Poland
COMPENSA
InterRisk
VIENNA LIFE
Vienna PTE
Romania
OMNIASIG
Asirom
BCR ASIGURARI
Carpathia
Serbia
WIENER STÄDTISCHE
WIENER RE Beograd
Slovakia
Kooperativa
KOMUNÁLNA POISŤOVŇA
Slovenia
WIENER STÄDTISCHE
Sweden
VIG
Türkiye
RAY SİGORTA
Viennalife
Ukraine
княжа
life княжа
USG
Status: October 2026
We are Number 1
in Central and Eastern Europe
VIG
VIENNA INSURANCE GROUP
Protecting what matters.

Contact details

Investor Relations

Nina Higatzberger-Schwarz
Phone: +43 50 390-21920
nina.higatzberger@vig.com

Sylvia Hollerer
Phone: +43 50 390-21919
sylvia.hollerer@vig.com

Katarzyna Bizon
Phone: +43 50 390-20071
katarzyna.bizon@vig.com

Lena Paula Grießer
Phone: +43 50 390-22126
lena.paula.griesser@vig.com

Petra Haubner
Phone: +43 50 390-20295
petra.haubner@vig.com

Sylvia Machherndl
Phone: +43 50 390-21151
sylvia.machherndl@vig.com

investor.relations@vig.com
www.group.vig

follow us on LinkedIn

Financial calendar 2027[1]

Date	Event
10 Mar 2027	Preliminary results for the financial year 2026
27 Apr 2027	Results and Group Annual Report 2026
11 May 2027	Record date Annual General Meeting
21 May 2027	Annual General Meeting
24 May 2027	Ex-dividend day
25 May 2027	Record date dividend
26 May 2027	Dividend payment day
26 May 2027	Key figures and update first quarter 2027
25 Aug 2027	Results for the first half-year 2027
24 Nov 2027	Key figures and update first three quarters 2027

[1] Preliminary planning

Disclaimer

Important notice

These materials are for information purposes only.

These materials do not constitute or form part, or all, of any offer or invitation to sell or issue, or any solicitation of any offer to purchase or subscribe for, any securities in any jurisdiction in which such solicitation, offer or sale would be unlawful, nor shall part, or all, of these materials form the basis of, or be relied on in connection with, any contract or investment decision in relation to any securities.

These materials contain forward-looking statements based on current information and the currently held beliefs and assumptions of the management of VIENNA INSURANCE GROUP AG Wiener Versicherung Gruppe ("VIG"), which are expressed in good faith and, in their opinion, reasonable. These statements may be identified by words such as "expectation" or "target" and similar expressions, or by their context. Forward-looking statements involve known and unknown risks, uncertainties and other factors, which may cause the actual results, financial condition, performance, or achievements of VIG, or results of the insurance industry generally, to differ materially from the results, financial condition, performance or achievements express or implied by such forward-looking statements. Given these risks, uncertainties and other factors, recipients of this document are cautioned not to place undue reliance on these forward-looking statements. VIG disclaims any obligation to update these forward-looking statements to reflect future events or developments.

VIG assumes no liability for the reliability or completeness of the information in these materials. Liability claims against VIG for damages arising from the use of the information presented in these materials are excluded to the extent permitted by applicable law.

Please note that calculation differences may arise when rounded amounts and percentages are summed automatically.


VIG
VIENNA INSURANCE GROUP